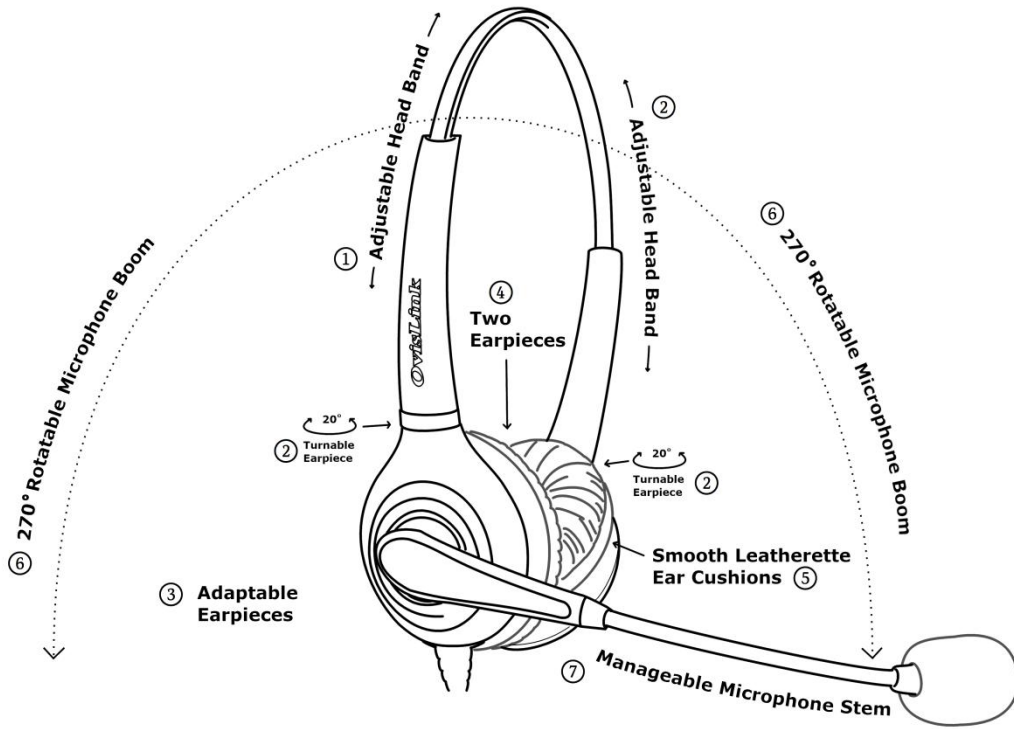


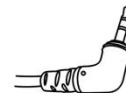
OVISLINK

Call Center Headset OVHS084-SPA

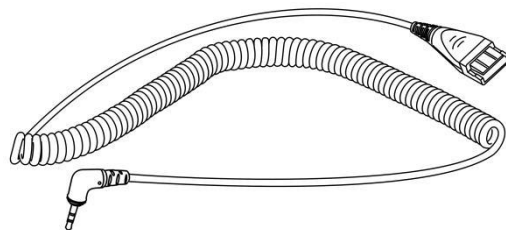
User Manual



⑧ Quick Disconnect



⑨ 2.5mm Connector



2.5mm Quick Disconnect Cord

Package Contents:

- 1 Unit of OvisLink Dual Ear Headset
- 1 Unit of OvisLink 2.5mm Quick Disconnect Cord

Features:

- 1) Adjustable Headband - Headband adjusts to the desired length and stays in position.
- 2) Turnable Earpiece - Earpiece can be turned within 20° to fit with user's ear.
- 3) Adaptable Earpiece – Earpiece adapts to the user's ear moving up and down to align with user's head and ear structure for comfort.
- 4) Two Earpieces - Two earpieces on user's both ears help user focus on phone conversation.
- 5) Soft, Smooth Leatherette Ear cushion - Very smooth leatherette ear cushion lets user feel comfortable for long periods of time.
- 6) Rotatable Microphone Boom - Microphone boom can be rotated 270°, user may place the headset speaker on the left or right ear anytime as he/she wants.
- 7) Manageable Microphone stem - Microphone stem is manageable. User may adjust the microphone to the desired spot and it will stay in place.
- 8) Quick Disconnect - The headset cord can be disconnected at the middle, just simply unplug it. Unplugging on and off will not drop the call.
- 9) 2.5mm Connector - One Quick Disconnect cord with 2.5mm connector that connects the headset with Cisco SPA series Small Business IP phones.
- 10) Clothing Clip – User can clip the headset cord to his/her shirt for stability using the clothing clip.
- 11) Tangle-less headset cord - The headset cord is tangle-less, will not twist even use it for long time.
- 12) Long headset cord - Upper cord + Coiled Quick Disconnect cord is about 5 ft long and can be stretched to 7 ft.

Instruction:

1. Connect the 2.5mm Quick Disconnect Cord and connect it to the low right hand side of the phone:

